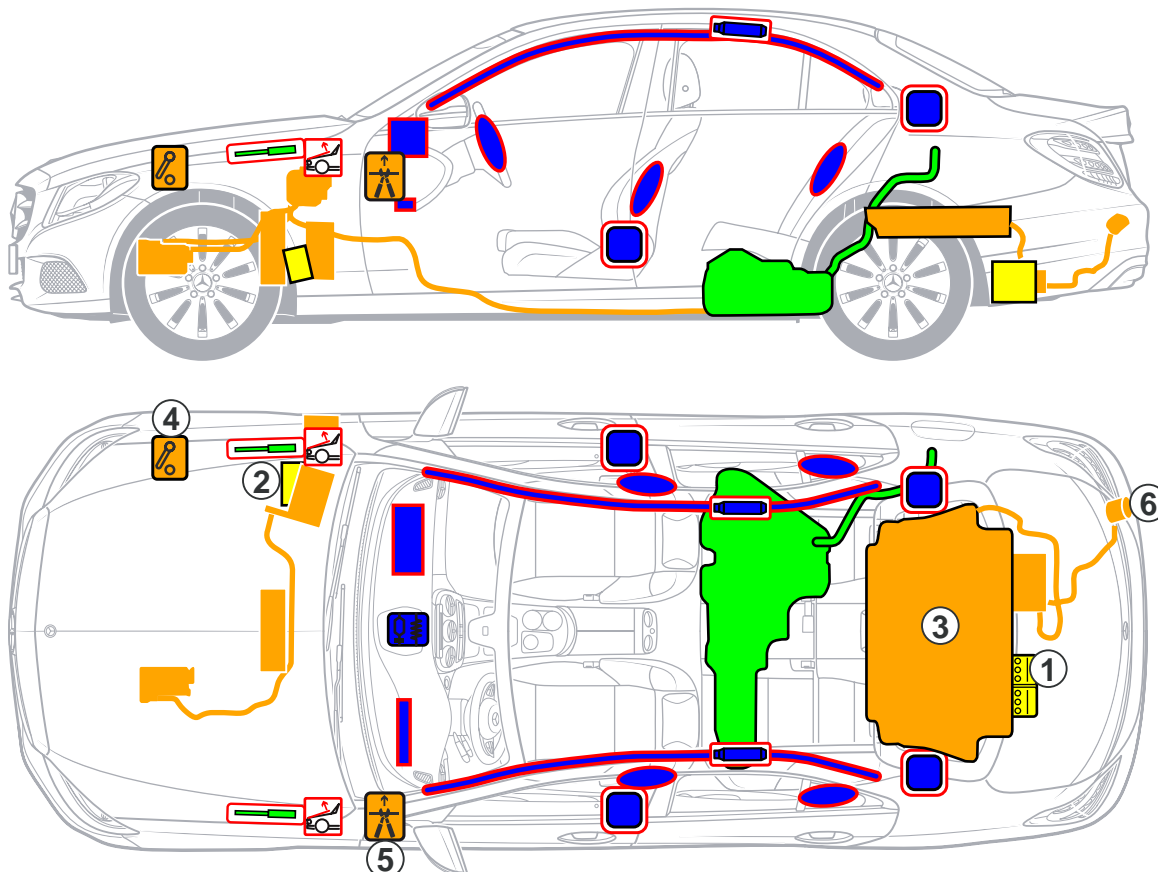




Mercedes-Benz

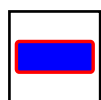
C-Class HYBRID PLUS  
Sedan model 205  
as of 2015



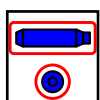
- 1 On-board electrical system battery
- 2 Additional battery
- 3 High-voltage battery
- 4 High-voltage disconnect device
- 5 Alternative high-voltage disconnect device
- 6 HV charge socket

#### Note

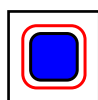
The alternative high-voltage disconnect device is only to be operated when the high-voltage disconnect device in the engine compartment is inaccessible.



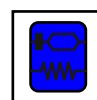
Airbag



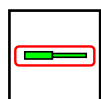
Gas generator



Seat belt tensioner



Restraint systems control unit



Gas-filled strut



Pedestrian protection



Fuel tank



Battery 12 V



High-voltage battery



High-voltage components



High-voltage disconnect device




Alternative high-voltage disconnect device



### High-voltage disconnect device

The high-voltage disconnect device is located in the engine compartment next to the coolant expansion reservoir on the right (viewed in the direction of travel).



High-voltage disconnect device in engine compartment

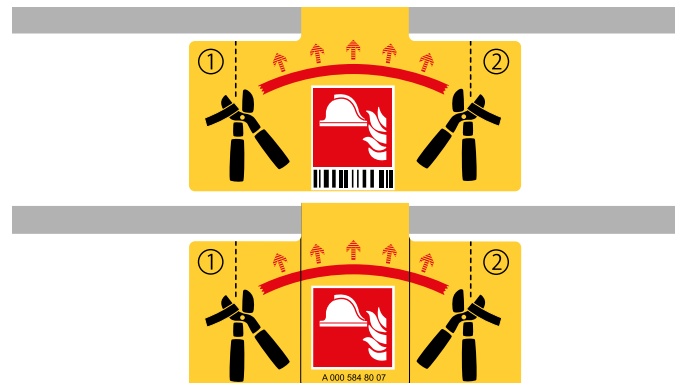
Operate release (1) / Pull out switch (2)

### Alternative high-voltage disconnect device


The alternative high-voltage disconnect device is located under the cover of the fuse box on the left of the cockpit. It is marked with an information label.

#### Note

The alternative high-voltage disconnect device is only to be operated when the high-voltage disconnect device in the engine compartment is inaccessible.



Information label on alternative high voltage disconnect device



Remove cover (1) of fuse box / Cut line at marked location (2)



Mercedes-Benz

C-Class HYBRID PLUS  
Sedan model 205  
as of 2015



## Vehicle identification



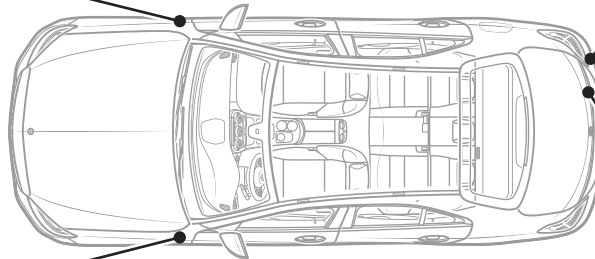
Right fender



HV charge socket



Left fender



Right of trunk lid