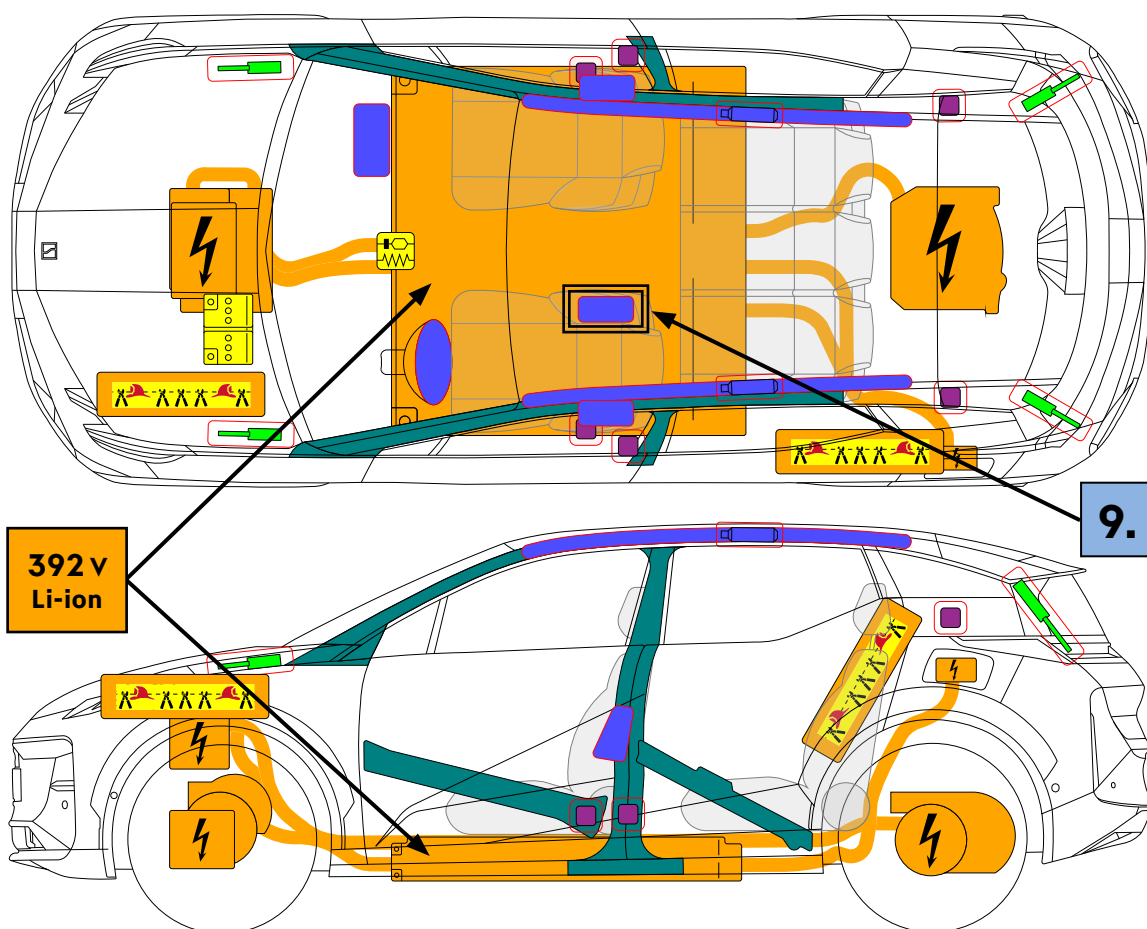




ZEEKR

Zeekr X
Type: 5dr SUV
(2024 -)



Internal reference

Zeekr_X_SUV_2024_5d_Electric_EN

Version

03

Creation date

05/2024

Page

1 / 5



ZEEKR

Zeekr X
Type: 5dr SUV
(2024 -)



1. Identification / recognition



LACK OF ENGINE NOISE DOES NOT MEAN VEHICLE IS OFF. SILENT MOVEMENT OR INSTANT RESTART CAPABILITY EXISTS UNTIL VEHICLE IS SHUT DOWN. WEAR APPROPRIATE PPE.

Brand name front



Model name rear




Charge port



2. Immobilisation / stabilisation / lifting

Immobilise vehicle:

1. Block wheels and set parking brake
2. Push the P (park) button to select the P (park) position




Lifting points:



Appropriate lifting points



High voltage battery

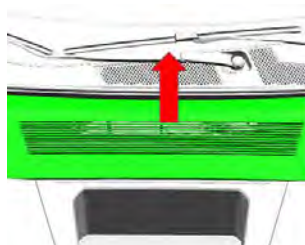


3. Disable direct hazards / safety regulations


Main method:

The propulsion system is disabled when the 'Safety mode See Manual' indicator in the instrument cluster is illuminated.

Alternative method 1:



Alternative method 2:



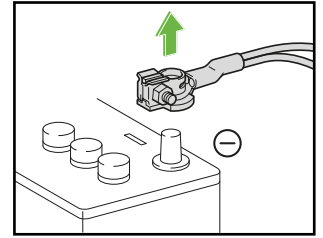

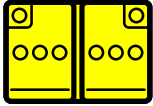


ZEEKR

Zeekr X
Type: 5dr SUV
(2024 -)



Disconnect 12 Volt battery



Safety instructions




Always assume the vehicle is powered, even if it is silent!

Make sure that the vehicle is immobilized and the propulsion system is deactivated; Never touch, cut, or open any orange high voltage power cable or high voltage component; In case of a collision with seat belt pretensioner activation / airbag deployment, the high voltage system will be disabled automatically. The restraint systems are still active. Wear appropriate PPE.

4. Access to the occupants

Opening side doors from inside with power



Opening side doors from inside without power

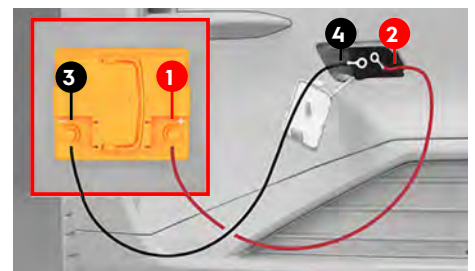



Opening side doors from outside with power



Opening side doors and trunk lid from outside without power


If no- or low battery voltage the side doors and trunk lid cannot be opened from outside. To resolve this, the vehicle must be jumpstarted, see pictures below.



Seat adjustment



High strength zone



Glass types

- A. Laminated glass
- B. Tempered glass



Internal reference

Zeekr_X_SUV_2024_5d_Electric_EN

Version

03








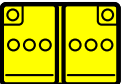







Creation date


05/2024

Page


3 / 5

5. Stored energy / liquids / gases / solids

	392V	     
	12V	 
	R-1234yf 900 +/- 20 g	   



When conventional coolant leaks (check reservoir) from the high voltage (HV) battery cooling system, HV-battery can become unstable with risk of thermal runaway. An increasing HV-battery temperature might be an indicator of thermal runaway. Wear appropriate PPE.




6. In case of fire

Extinguishing method for the high voltage (HV) battery:



LARGE AMOUNTS OF PURE WATER





POTENTIAL RISK OF HV-BATTERY FIRE RE-IGNITION / DELAYED FIRE! WEAR APPROPRIATE PPE.



7. In case of submersion

- There is no increased risk of electric shock in water resulting from the high voltage system
- If possible, remove the vehicle from the water and continue with the deactivation procedure for this vehicle (see chapter 3)

8. Towing / transportation / storage

Recovery hook storage



Location front hook



Location rear hook



Towing



STORE VEHICLE IN AN OPEN-AIR PARKING AT A SAFE DISTANCE $\geq 5\text{M}$ FROM OTHER OBJECTS OR VEHICLES!



POTENTIAL RISK OF HV-BATTERY FIRE RE-IGNITION / DELAYED FIRE! WEAR APPROPRIATE PPE.





ZEEKR

Zeekr X
Type: 5dr SUV
(2024 -)



9. Important additional information

Centre airbag



10. Explanation of pictograms used

	Electric Vehicle		Flammable
	Warning, Electricity		Hazardous to the human health
	General warning sign		Acute toxicity
	Warning; low temperature		Corrosives
	Air-conditioning component		Explosive
	Use water to extinguish the fire		Bonnet
	Use thermal Infrared camera		Boot