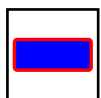


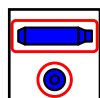
- 1 Battery (12 V), Left-hand drive
- 2 Battery (12 V), Right-hand drive
- 3 High-voltage battery
- 4 High-voltage disconnect device
- 5 HV charge socket

Note

Switch off the ignition before operating the high-voltage disconnect device.



Airbag




Gas generator



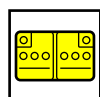
Seat belt tensioner



Restraint systems control unit



Body reinforcement



12 V Battery



High-voltage battery

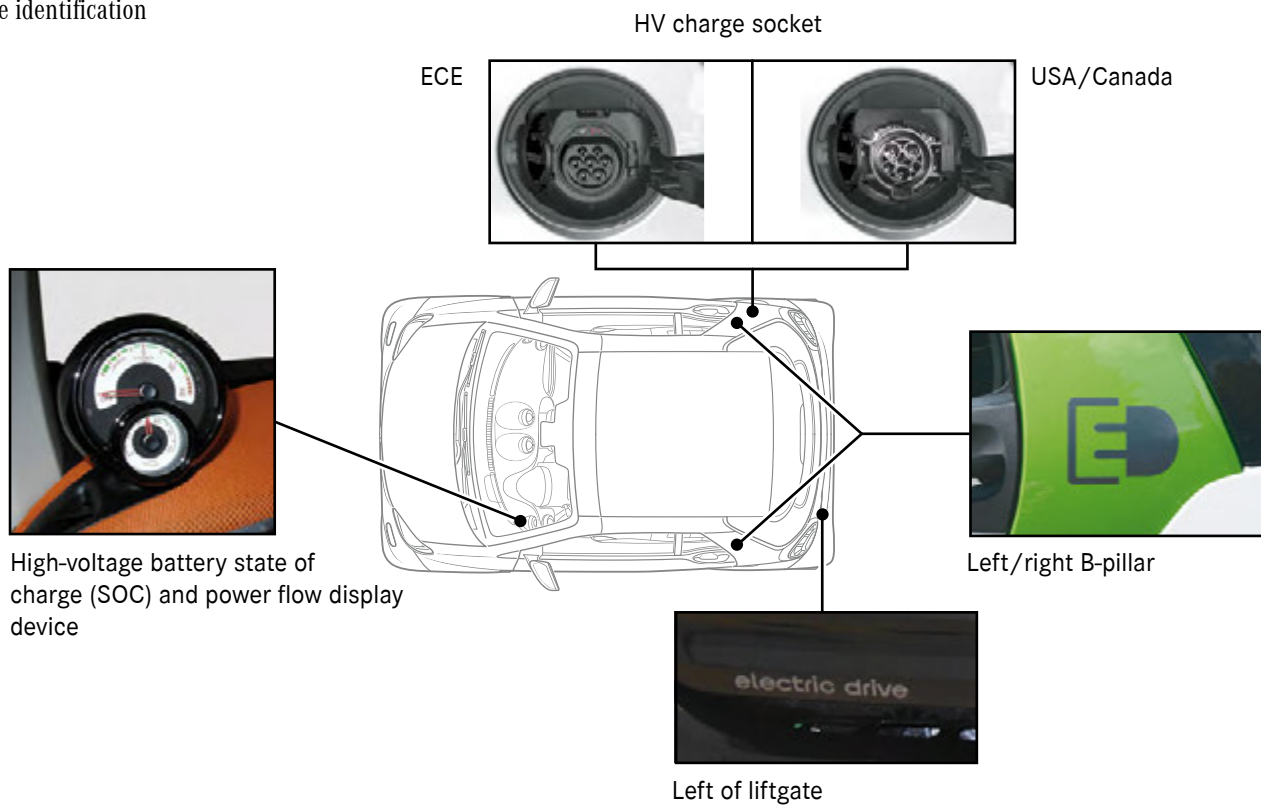


High-voltage components



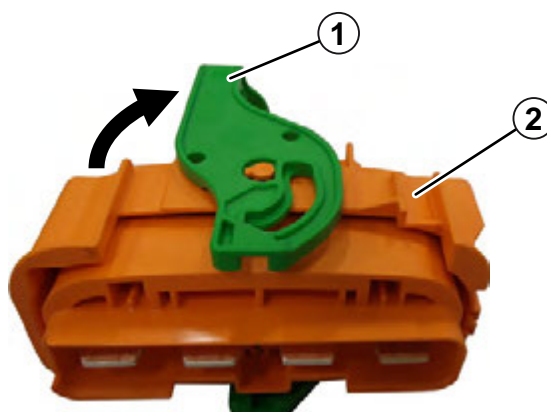

High-voltage disconnect device

Vehicle identification



High-voltage disconnect device

The high-voltage disconnect device is located on the underside of the high-voltage battery on the right at the rear.



Open lock (1) on connector (2) / Unplug connector (2) from high-voltage battery